

CROSS-Q

TOWEL HEATERS WITH OVERLAPPING SQUARES

Cross towel heaters can be provided in CROSS-Q version, with overlapping squares, to obtain a towel heaters 10 cm in depth only. Innovative element thanks to 90° corners and strong geometric shapes. Finishes can be chosen from the rich Brem color list

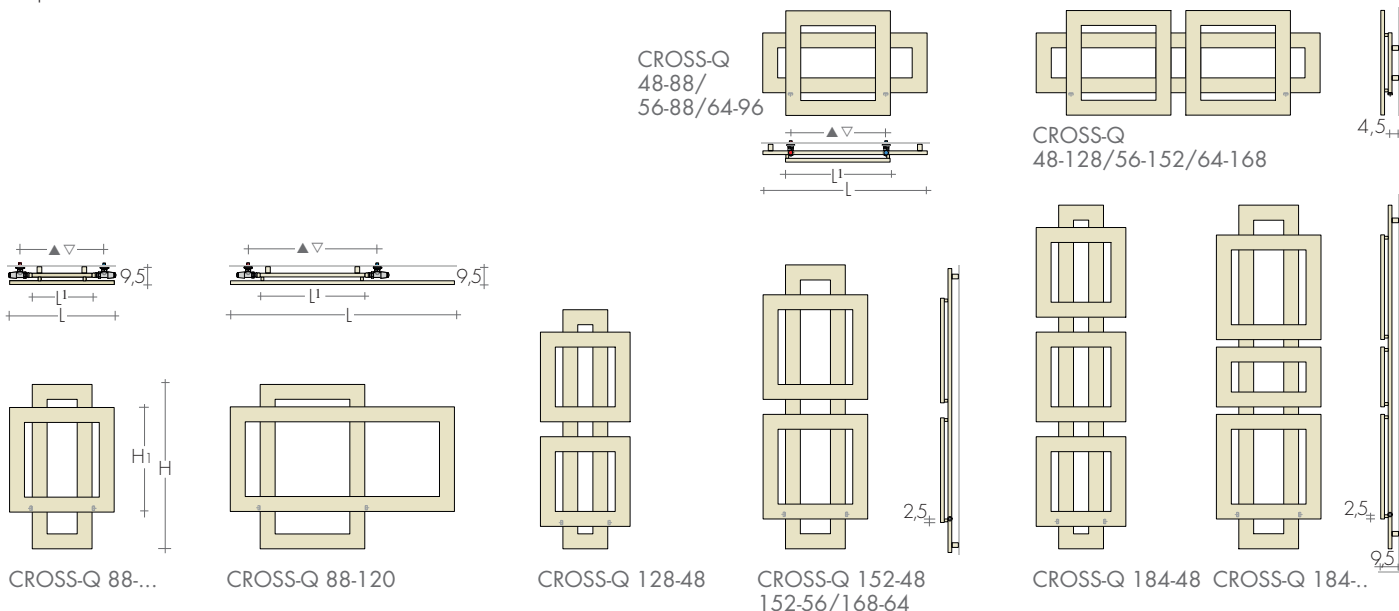
DIMENSIONS

Width: 48/56/64/88/96/120/128/152/168 cm

Height: 48/56/64/88/128/152/168/184 cm

Depth: 6 cm

Depth from wall: 9,5 cm



MODEL

| MODEL | H/L cm | EN 442 | | ▲▽ t.c. cm | Height H (H _i) cm | Width L (L _i) cm | Weight M Kg | Volume V dm ³ |
|----------------|-----------|-----------------|-----------------|------------------|-------------------------------------|------------------------------------|-------------------|--------------------------------|
| | | Δt 50 K watt | Δt 30 K watt | | | | | |
| CROSS-Q 48-88 | 48-88 | 394 | 208 | 43 | 48 (24) | 88 (48) | 7,9 | 4,8 |
| CROSS-Q 48-128 | 48-128 | 635 | 335 | 99 | 48 (24) | 128 (104) | 12,8 | 7,7 |
| CROSS-Q 56-88 | 56-88 | 429 | 227 | 51 | 56 (32) | 88 (56) | 8,6 | 5,2 |
| CROSS-Q 56-152 | 56-152 | 772 | 408 | 115 | 56 (32) | 152 (120) | 15,6 | 9,4 |
| CROSS-Q 64-96 | 64-96 | 480 | 253 | 59 | 64 (32) | 96 (64) | 9,7 | 5,9 |
| CROSS-Q 64-168 | 64-168 | 892 | 471 | 131 | 64 (32) | 168 (136) | 17,6 | 10,7 |
| CROSS-Q 88-48 | 88-48 | 394 | 208 | 37 | 88 | 48 (24) | 7,9 | 4,8 |
| CROSS-Q 88-56 | 88-56 | 429 | 227 | 45 | 88 | 56 (32) | 8,6 | 5,2 |
| CROSS-Q 88-120 | 88-120 | 617 | 326 | 69 | 88 | 120 (56) | 12,4 | 7,5 |
| CROSS-Q 128-48 | 128-48 | 623 | 329 | 37 | 128 | 48 (24) | 12,8 | 7,7 |
| CROSS-Q 128-56 | 128-56 | 656 | 346 | 45 | 128 | 56 (32) | 13,5 | 8,2 |
| CROSS-Q 152-48 | 152-48 | 673 | 355 | 37 | 152 | 48 (24) | 13,8 | 8,4 |
| CROSS-Q 152-56 | 152-56 | 757 | 400 | 45 | 152 | 56 (32) | 15,6 | 9,4 |
| CROSS-Q 168-64 | 168-64 | 875 | 462 | 45 | 168 | 64 (32) | 18,7 | 11,3 |
| CROSS-Q 184-48 | 184-48 | 890 | 470 | 37 | 184 | 48 (24) | 18,7 | 11,3 |
| CROSS-Q 184-56 | 184-56 | 956 | 505 | 45 | 184 | 56 (32) | 20,0 | 12,1 |
| CROSS-Q 184-64 | 184-64 | 1038 | 548 | 45 | 184 | 64 (32) | 21,8 | 13,2 |

► Ready Stock

(Δt 40K = W Δt 50Kx0,755) ◊

STANDARD PRODUCTION

White "sablé" paintwork - B35 brackets

Tolerance ± 3 mm - Air vent ø 1/8"

MAXIMUM OPERATING PRESSURE 4 BAR

PRODUCTION ON REQUEST

Paintwork to Brem color list with

colored B35 brackets +15/25%

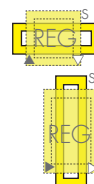
Electric version e.Cross-Q, page 244

STANDARD FITTING

REG ø 1/2"

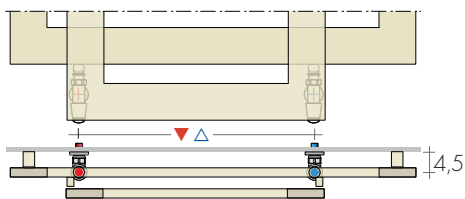
On request fitting ø3/8"

Special fittings, page 287

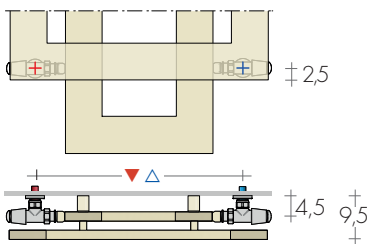


TAPPING CENTRES


Horizontal Models



Vertical Models



TECHNICAL DATA page 66



FIXINGS
Brackets included
position page 66

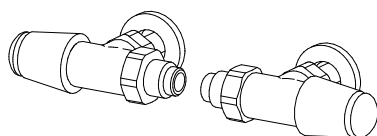
RECOMMENDED VALVES

as standard at the rear of the radiator

CHROME PLATED VALVES KIT WITH:

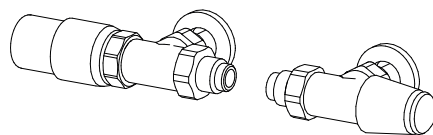
- n°2 Valves with O-ring Tangs
- n°2 Fittings (multilayer ø16, copper ø12,14)
- n°2 Round washers

On request: Polished stainless tube cover
(to be cut to right size) Art. CA18



REVERSE TON VALVES KIT
page 277

Art. KVR



REVERSE TON VALVES KIT with
THERMOSTATIC head

Art. KTR

QUADRA COLORED VALVES

page 279

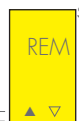
REMOTE FITTINGS

Art. REM

tapping centres ▲▼ L¹ - 6cm



2,5±



REMOTE VALVES ASSEMBLY KIT p. 281 with:
- n°2 Fittings (multilayer ø16, copper ø12,14)

REMOTE TON VALVES ASSEMBLY KIT
Art. KVG

REMOTE TON VALVES ASSEMBLY KIT with
THERMOSTATIC head Art. KVGT

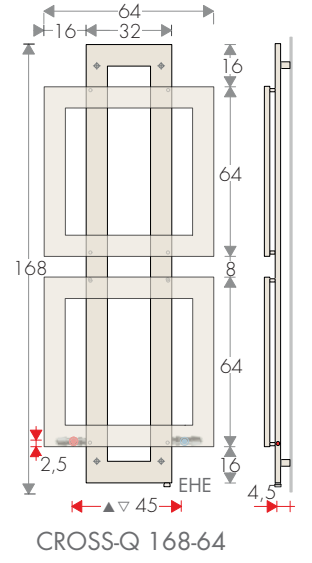
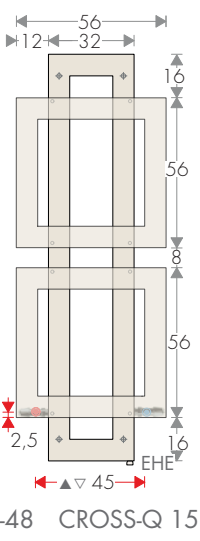
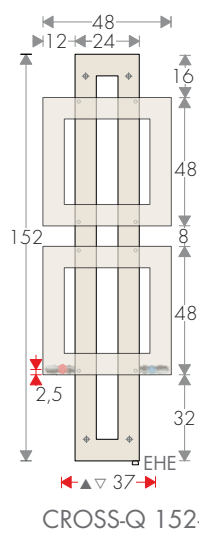
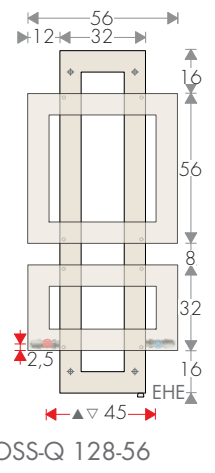
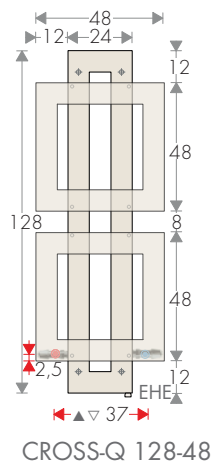
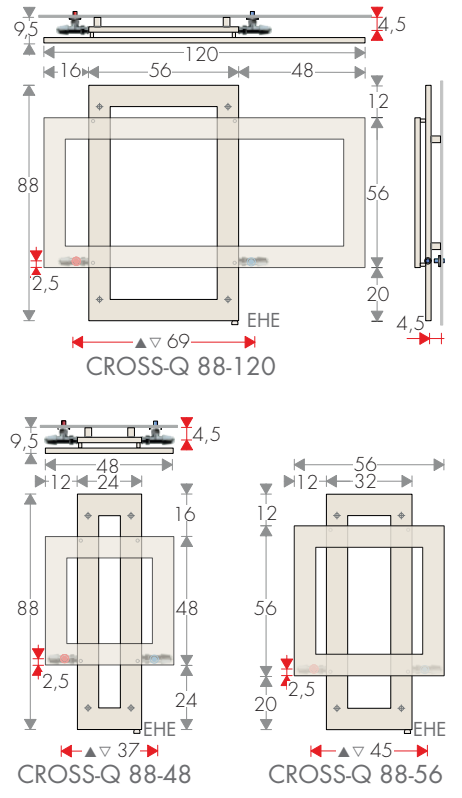
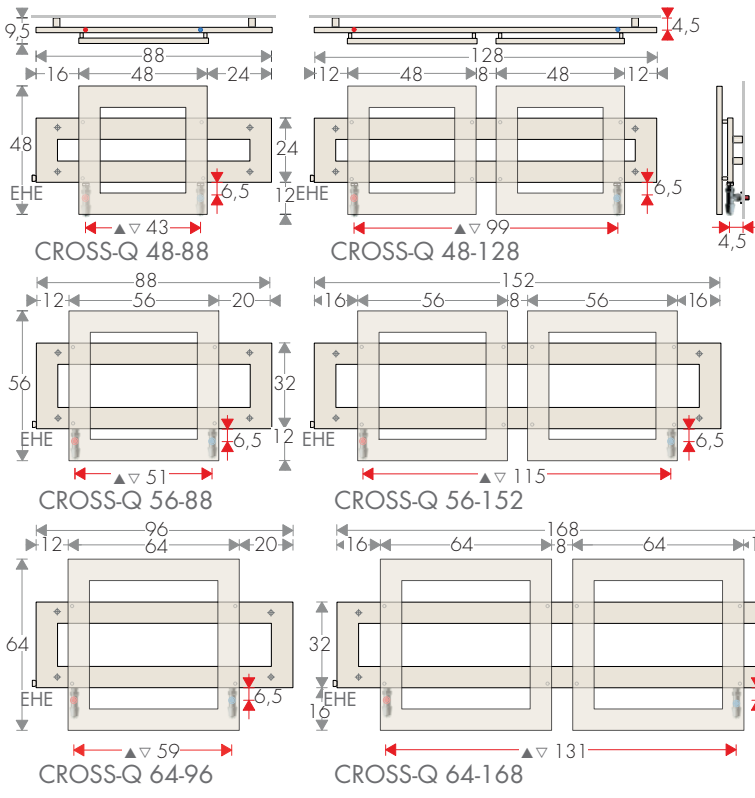


CROSS-Q 184-48

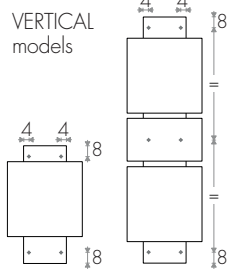
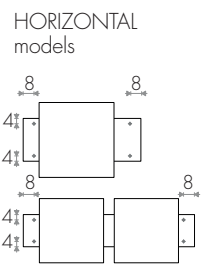
CROSS-Q TECHNICAL DATA (for overlapping squares)

TAPPING CENTRES AND FIXINGS

CrossFRAME
towel heaters



BRACKETS POSITION



TAPPING CENTRES with REVERSE VALVES

